

1/8"

1" 3/4

ADDRESS BOX





3/4"

3" 1/4

5" 1/2

US LETTER

SAFE ZONE
(8" 1/2 x 11")

Trim Marks	Bleed Margins	Safe Zone	Clear Zone
			
When printing we print on larger paper and then cut it down to size. We use these guide lines to aim where to cut.	This area is cut off. Make sure background Color overflows into this margin for an edge to edge design.	Keep important text and logos inside the safe zone. This is because printers can sometimes print with a minor skew.	We need to make sure addresses and barcodes can be machine readable by keeping these areas clear.

TEMPLATE DIMENSIONS = 8" 3/4 x 11" 1/4